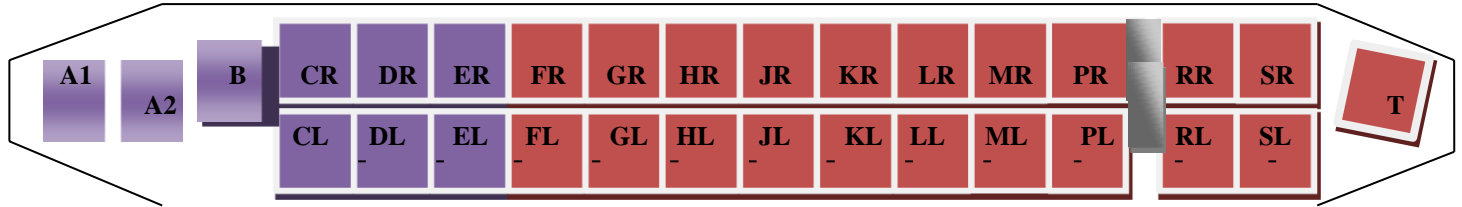


YR-FSA LOADING CONFIGURATIONS



Main-Deck: Total 30 PMC pallet positions

- 01-A1 Pallet Max Height 96in (Special contour below dims FYR.)
- 01-A2 Pallet Max Height 96in (Special contour below dims FYR.)
- 07- Q6 Pallets Max Height “96”. (Positions, B, C, D, E)
- 20- Q7 Pallets Max Height 118”. (As Per B747-400BCF)
- 01- Q7 Pallet Max Height 113” position PL (MD Door Position)
- “T” Position- Q7 Pallet Max wt. 1936 Kg.
- 03 X Q6 Pallets (A1, A2 & B1) Max wt.2600 Kg.
- Hold 5 Max Weight:2000Kgs 7cbm.

Lower-Deck: Total 09 pallet positions

- Lower Deck Pallets Max Height 64Inches.

Cargo Cabin Volume.

- Main Deck: 610 Cubic Meter
- Lower Deck: 130 Cubic Meter

Side cargo door dimensions

YR-FSA SIDE CARGO DOOR OPERATION

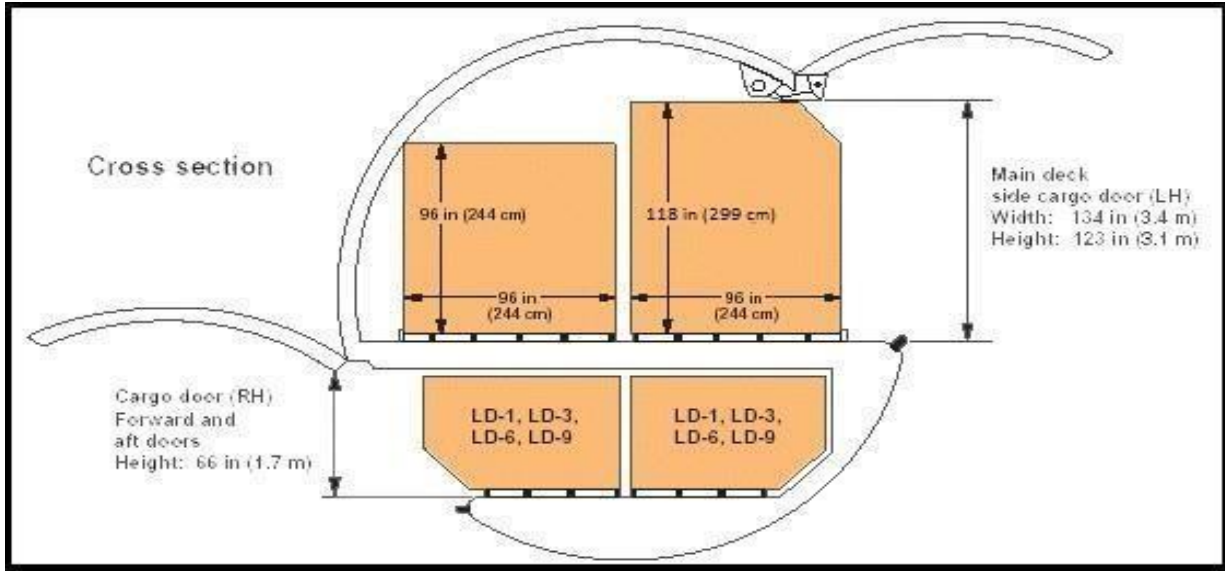
Side Cargo door (MD)

- W134in x H 123in

Lower Cargo door (LD)

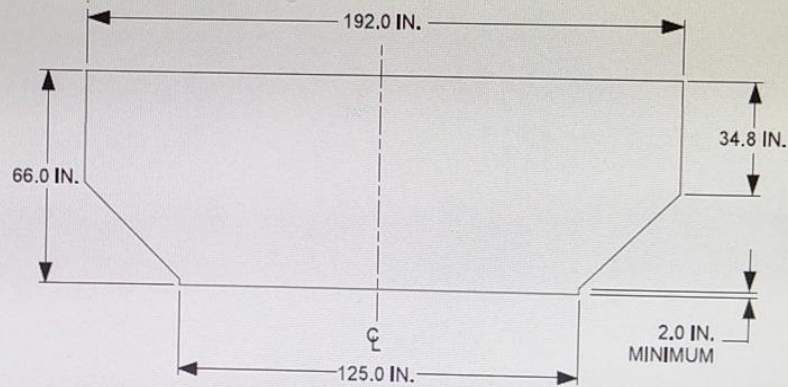
- W106in x H66in

**MAXIMUM PAYLOAD: 110,00Kgs (Payload will change subject to sector.
So final payload should cross check with operations)**



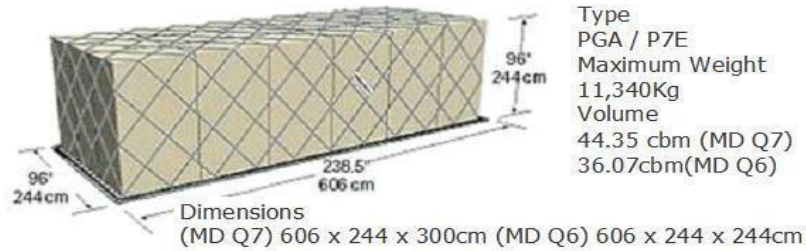
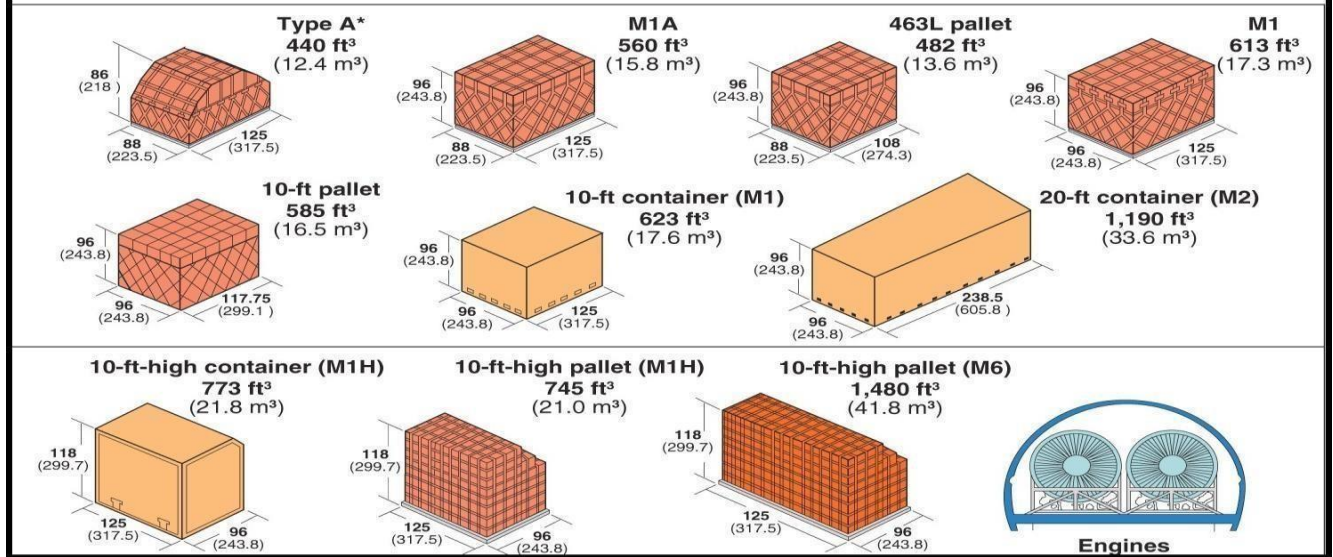
FORWARD CARGO COMPARTMENT CROSS SECTIONS

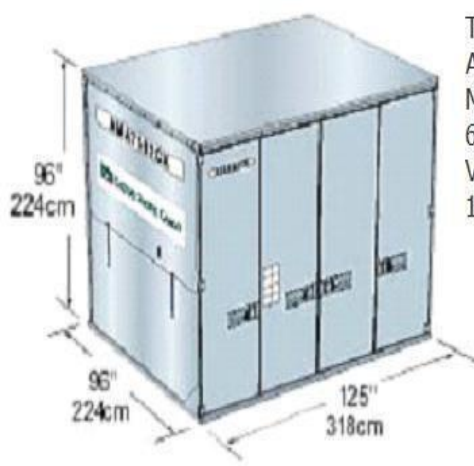
The figure below illustrates the cross-section of the forward cargo compartment. This cross-section is constant throughout the length of the forward cargo compartment.



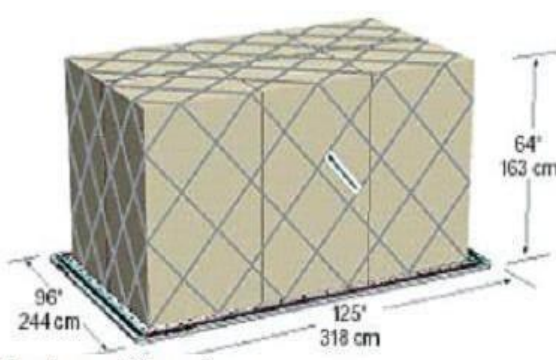
YR-FSA LOADABLE ULD LIST

B 747 cargo door loading capability main deck pallets and containers





Type
AMA
Maximum Weight
6,804Kg
Volume
17.58cbm



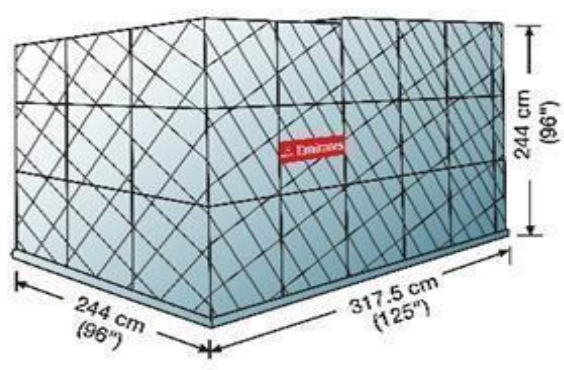
Type
PMC / P6P
Maximum Weight
5,035Kg (LD)
6,804Kg (MD)
Volume
12.64cbm (LD)
23.20cbm (MD Q7)
18.93cbm (MD Q6)

Maximum Dimensions
(LD) 318 x 244 x 163cm (MD Q7) 318 x 244 x 300cm (MD Q6) 318 x 244 X 244

PMC Q6 Freighter Only

PMC Q6 Freighter Only

Contoured main deck pallet



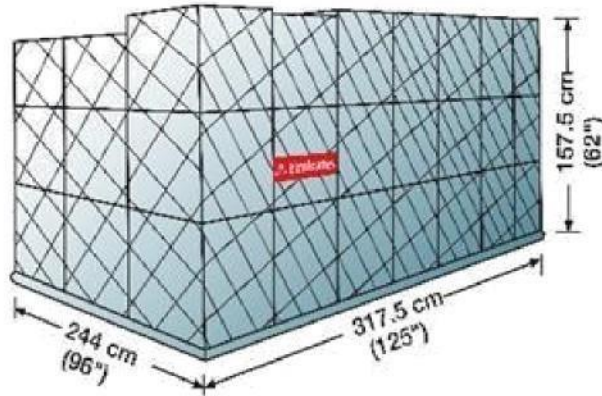
Volume: 18.9 cubic metres
Standard Tare Weight: 110 kgs.
Max Gross Weight: 6.804 kgs (Subject to aircraft bay/position maximum)
Note: Contour code: A, Max. height: 96",
Base: 96", Top length: 96"
Max height at contour side: 96"

PMC for LD

Lower deck unit

Volume: 10.9 cubic metres
Standard Tare Weight: 110 kg
(including net)

Gross Weight 6 804 kg (resented to
permitted weight per
bay/position on aircraft)



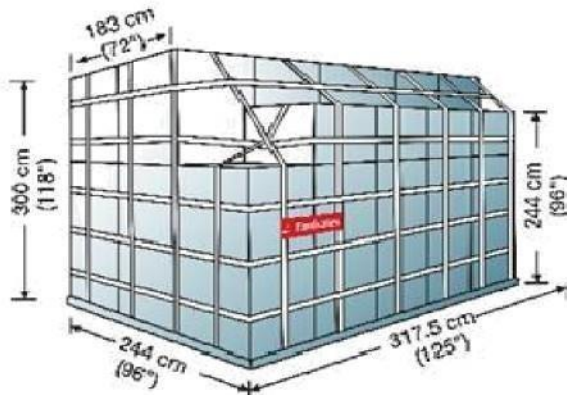
PMC Q7 (Freighter Container)

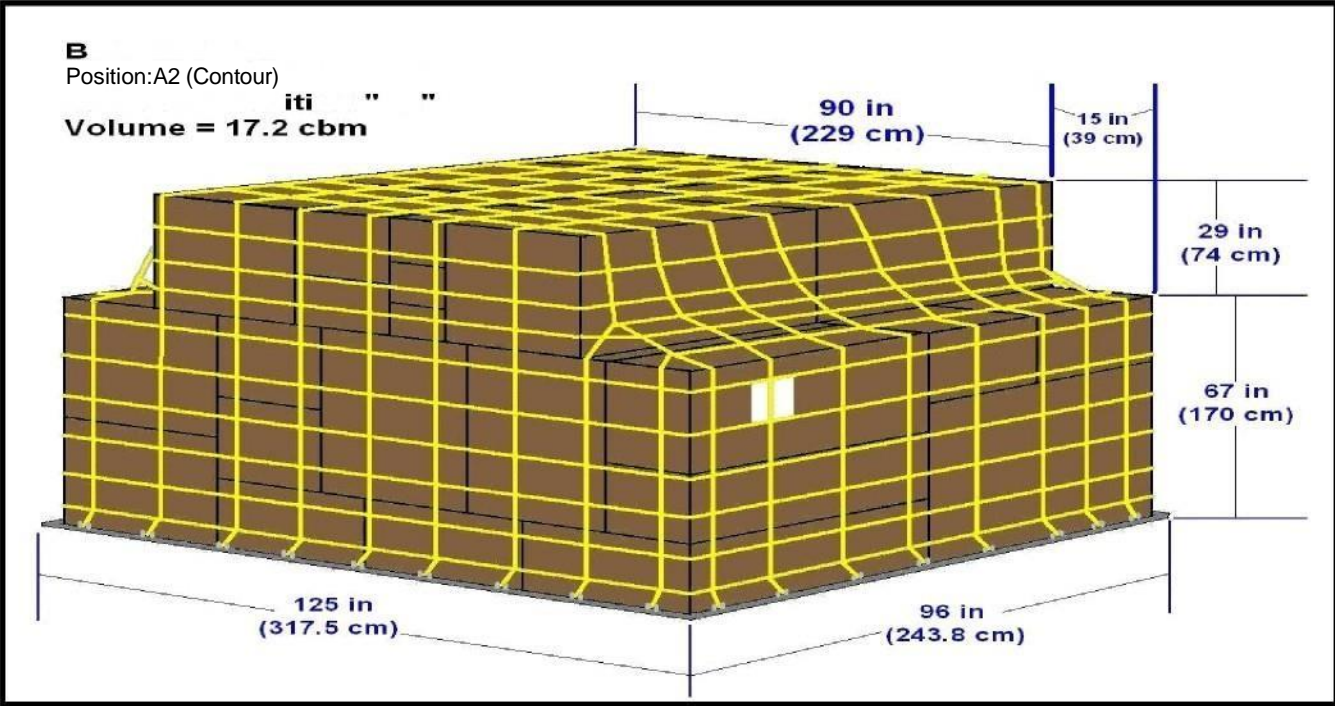
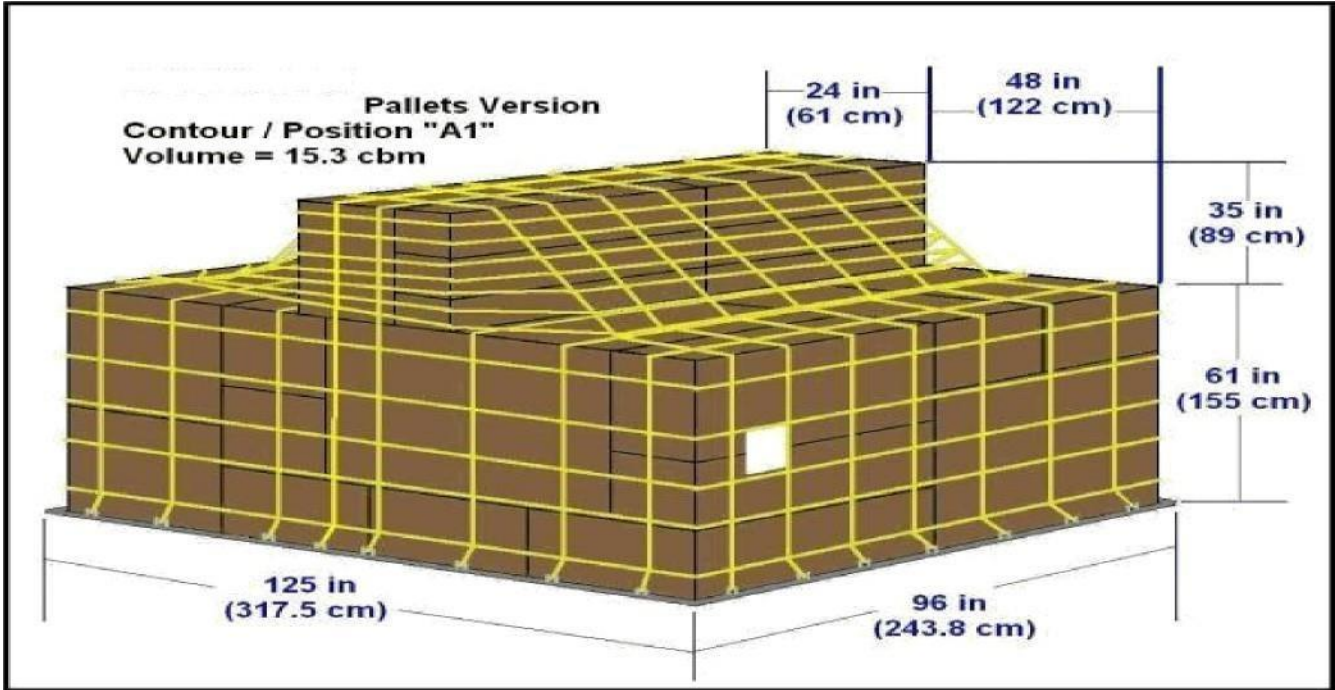
PMC Q 7 (Freighter Container)

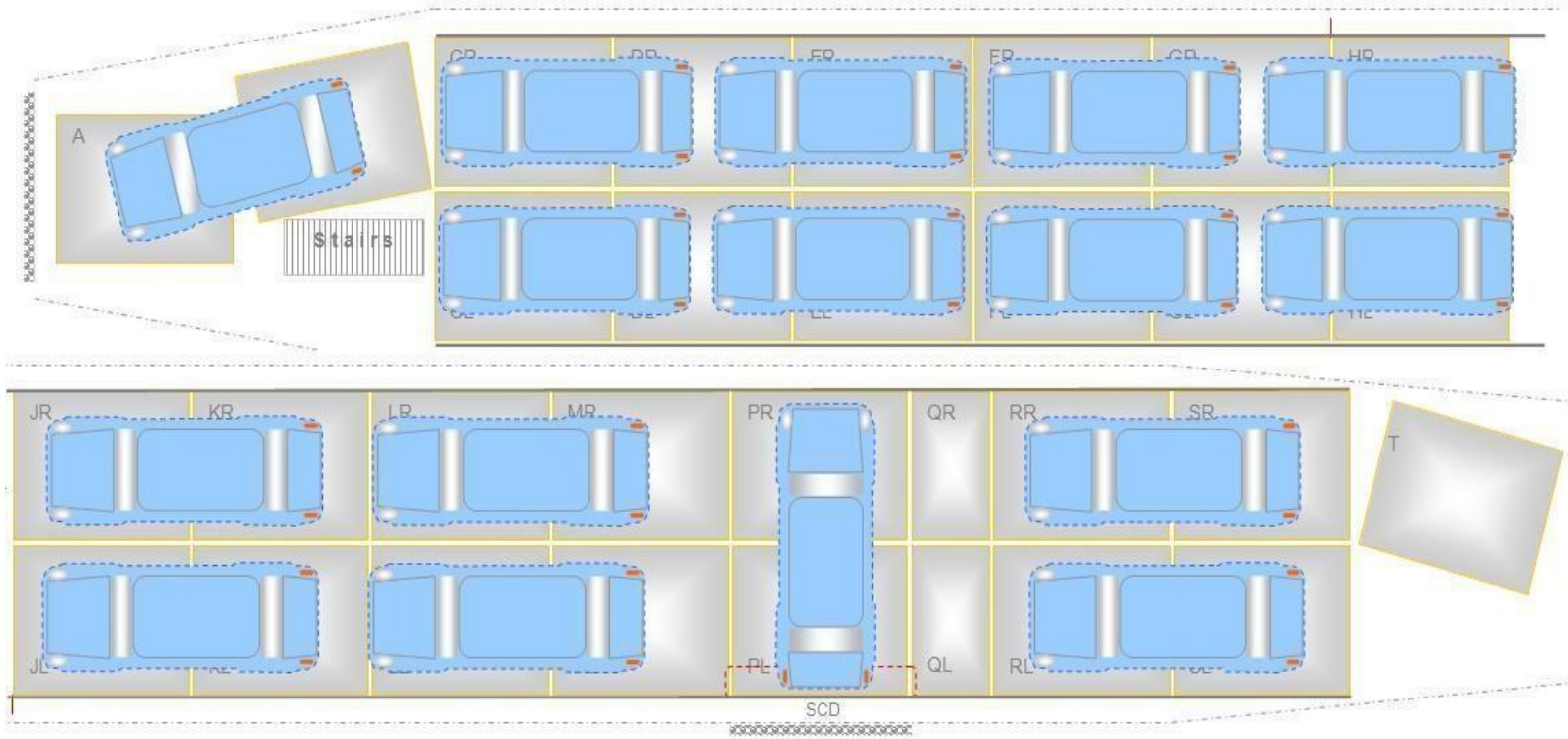
Main deck unit.

Tare weight: 120 kg.
Gross weight 6.804 kg
Vol. 21.5cbm

(subject to aircraft bay/positions
maximum)







Please refer IATA Dangerous Goods Regulation for accepting and loading dangerous goods in YR-FSA.

NOTE: Please refer loading Instructions for the maximum loadable weight per position

- 1. Check the loads are properly distributed on the ULD (Height limits, Pallets & Containers maximum gross weight).**
- 2. Check the Overhang or ODD dimensions cargo is correctly secured to the ULD as per IATA standard.**
- 3. Kindly use IATA standard ULDs, lashing net & Belts and do not use any Damaged NETS / STRAPS.**
- 4. 16ft/20ft max weight 10,000kgs (INCL ULD WT). (SPECIAL APPROVAL REQUIRED FOR LOADING MORE THAN 10,000Kgs.)**
- 5. CLASS 7 Dangerous Goods shipment not permitted to load in ROMCARGO aircraft.**